

## DECO ARTIS

decoessence

COLOR | PORCELÁNICO ESMALTADO  
COLOUR | GLAZED PORCELAIN TILES  
COULEUR | GRES CERAME EMAILLÉ  
FARBE | GLASIERTES FEINSTEINZEUG  
ЦВЕТ | КЕРАМОГРАНИТ ГЛАЗУРОВАННЫЙ

32x62,5 cm / 12,6"x24,6"  
33,15x33,15 cm / 13,1"x13,1"  
16,5x16,5 cm / 6,5"x6,5"



Deco Artis Salvia 32x62,5 / 12,6"x24,6" · Saona Chiaro 33,15x33,15 / 13,1"x13,1"



Deco Artis Blue 16,5x16,5 / 6,5"x6,5"



Deco Artis Moca 16,5x16,5 / 6,5"x6,5"



Deco Artis Green 32x62,5 / 12,6"x24,6"

COLOR | PORCELÁNICO ESMALTADO  
COLOUR | GLAZED PORCELAIN TILES  
COULEUR | GRES CERAME EMAILLÉ  
FARBE | GLASIERTES FEINSTEINZEUG  
ЦВЕТ | КЕРАМОГРАНИТ ГЛАЗУРОВАННЫЙ

32x62,5 cm / 12,6"x24,6"  
33,15x33,15 cm / 13,1"x13,1"  
16,5x16,5 cm / 6,5"x6,5"



Deco Artis Clay 32x62,5 / 12,6"x24,6" · Neoslate Antislip Bali **CLASE3/R12** 32x62,5 / 12,6"x24,6"



Deco Artis Moca 32x62,5 / 12,6"x24,6" · Neoslate Antislip Rodeno **CLASE3/R12** 32x62,5 / 12,6"x24,6"



Deco Artis Blue / Green / Salvia / Moca / Clay 16,5x16,5 / 6,5"x6,5" · Saona Cotto 33,15x33,15 / 13,1"x13,1"  
Listelo Saona Cotto 16,5x33,15 / 6,5"x13,1"



Deco Artis Clay 33,15x33,15 / 13,1"x13,1"

COLOR | PORCELÁNICO ESMALTADO  
COLOUR | GLAZED PORCELAIN TILES  
COULEUR | GRES CERAME EMAILLÉ  
FARBE | GLASIERTES FEINSTEINZEUG  
ЦВЕТ | КЕРАМОГРАНИТ ГЛАЗУРОВАННЫЙ


32x62,5 cm / 12,6"x24,6"  
33,15x33,15 cm / 13,1"x13,1"  
16,5x16,5 cm / 6,5"x6,5"



Deco Artis Clay  
32x62,5 / 12,6"x24,6"



Deco Artis Moca  
32x62,5 / 12,6"x24,6"




Deco Artis Salvia  
32x62,5 / 12,6"x24,6"



Deco Artis Blue  
32x62,5 / 12,6"x24,6"




Deco Artis Green  
32x62,5 / 12,6"x24,6"




Deco Artis Clay  
16,5x16,5 cm / 6,5"x6,5"




Deco Artis Moca  
16,5x16,5 cm / 6,5"x6,5"




Deco Artis Salvia  
16,5x16,5 cm / 6,5"x6,5"




Deco Artis Green  
16,5x16,5 cm / 6,5"x6,5"



Deco Artis Blue  
16,5x16,5 cm / 6,5"x6,5"



Deco Artis Clay  
33,15x33,15 / 13,1"x13,1"




Deco Artis Moca  
33,15x33,15 / 13,1"x13,1"



Deco Artis Salvia  
33,15x33,15 / 13,1"x13,1"



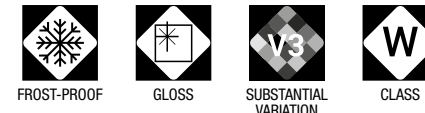
Deco Artis Green  
33,15x33,15 / 13,1"x13,1"



Deco Artis Blue  
33,15x33,15 / 13,1"x13,1"




Deco Artis Green 32x62,5 / 12,6"x24,6"



COLOR COLOUR	FLEXIÓN BENDING ISO-10545-4	DUREZA HARDNESS MOHS/EN-101	ABRASIÓN-PEI ABRASION-PEI ISO-10545-7	CUARTEO CRAZING ISO-10545-11	RESISTENCIA AL ATAQUE QUÍMICO CHEMICAL ATTACK RESISTANCE			ISO-10545-13 ACIDOS/BASES ACIDS/BASES	R. HELADA FROST RESISTANCE ISO-10545-12	DESGLIZAMIENTO SLIP RESISTANCE DIN 51130-R	DESGLIZAMIENTO SLIP RESISTANCE UNE-ENV 12633	DCOF ANSI A137.1	CLASIFICACIÓN GROUP GAYAFORES
					MANCHAS STAINS	AG. LIMPIEZA CLEANING AG.	ADIT. PISCINAS POOL ADDIT.						
DECO ARTIS CLAY 32X62,5	≥ 35	5	-	CUMPLE	5	A	A	LA/HA	CUMPLE	-	-	-	W
DECO ARTIS MOCA 32X62,5	≥ 35	5	-	CUMPLE	5	A	A	LA/HA	CUMPLE	-	-	-	W
DECO ARTIS SALVIA 32X62,5	≥ 35	5	-	CUMPLE	5	A	A	LA/HA	CUMPLE	-	-	-	W
DECO ARTIS GREEN 32X62,5	≥ 35	5	-	CUMPLE	5	A	A	LA/HA	CUMPLE	-	-	-	W
DECO ARTIS BLUE 32X62,5	≥ 35	5	-	CUMPLE	5	A	A	LA/HA	CUMPLE	-	-	-	W

CARACTERÍSTICAS TÉCNICAS  
TECHNICAL DATA  
CARACTÉRISTIQUES TECHNIQUES  
TECHNISCHE CHARAKTERISTIKEN  
ТЕХНИЧЕСКАЯ ХАРАКТЕРИСТИКА



COLOR COLOUR	FLEXIÓN BENDING ISO-10545-4	DUREZA HARDNESS MOHS/EN-101	ABRASIÓN-PEI ABRASION-PEI ISO-10545-7	CUARTEO CRAZING ISO-10545-11	RESISTENCIA AL ATAQUE QUÍMICO CHEMICAL ATTACK RESISTANCE			ISO-10545-13 ACIDOS/BASES ACIDS/BASES	R. HELADA FROST RESISTANCE ISO-10545-12	DESGLIZAMIENTO SLIP RESISTANCE DIN 51130-R	DESGLIZAMIENTO SLIP RESISTANCE UNE-ENV 12633	DCOF ANSI A137.1	CLASIFICACIÓN GROUP GAYAFORES
					MANCHAS STAINS	AG. LIMPIEZA CLEANING AG.	ADIT. PISCINAS POOL ADDIT.						
DECO ARTIS CLAY 33,15X33,15 / 16,5X16,5	≥ 35	5	IV	CUMPLE	5	A	A	LA/HA	CUMPLE	-	C1	-	C / W
DECO ARTIS MOCA 33,15X33,15 / 16,5X16,5	≥ 35	5	III	CUMPLE	5	A	A	LA/HA	CUMPLE	-	C1	-	C / W
DECO ARTIS SALVIA 33,15X33,15 / 16,5X16,5	≥ 35	5	IV	CUMPLE	5	A	A	LA/HA	CUMPLE	-	C1	-	C / W
DECO ARTIS GREEN 33,15X33,15 / 16,5X16,5	≥ 35	5	III	CUMPLE	5	A	A	LA/HA	CUMPLE	-	C1	-	C / W
DECO ARTIS BLUE 33,15X33,15 / 16,5X16,5	≥ 35	5	III	CUMPLE	5	A	A	LA/HA	CUMPLE	-	C1	-	C / W

CARACTERÍSTICAS TÉCNICAS  
TECHNICAL DATA  
CARACTÉRISTIQUES TECHNIQUES  
TECHNISCHE CHARAKTERISTIKEN  
ТЕХНИЧЕСКАЯ ХАРАКТЕРИСТИКА

DESARROLLO GRÁFICO  
GRAPHIC DEVELOPMENT  
DÉVELOPPEMENT GRAPHIQUE  
GRAFISCHE VIELFALT  
ГРАФИЧЕСКОЕ РАЗВИТИЕ

32x62,5 / 8 patterns

33,15x33,15 / 8 patterns

16,5x16,5 / 32 patterns

PACKING LIST

FORMATO SIZE	ESPESOR THICKNESS	ARTÍCULO ARTICLE	PZS / CJ PCS / BOX	M2 / CJ SQM / BOX	CJ / PAL BOX / PAL	M2 / PAL SQM / PAL	KG / PZA KG / PIECE	KG / CJ KG / BOX	KG / M2 KG / SQM	KG / PAL KG / PAL
32x62,5	9,0	DECO ARTIS	5	1	48	48	3,9	19,9	19,9	955
33,15x33,15	7,5	DECO ARTIS	12	1,32	48	63,36	1,7	21,3	16,1	1020
16,5x16,5	7,5	DECO ARTIS	20	0,55	108	59,4	0,4	8,9	16,1	956